



EBARA

QUALITY SUBMERSIBLE SUMP PUMP

Model **DS**

50Hz



- *Proven robust design*
- *Semi-open impeller*

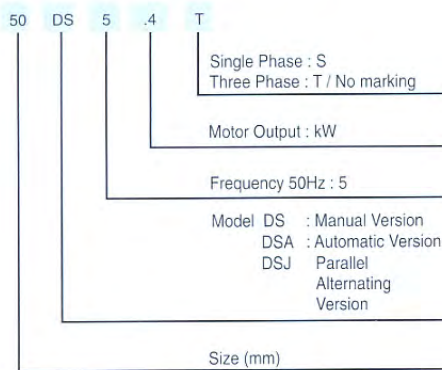
APPLICATIONS

- Purification tank drainage
- Rain and spring water drainage
- Water supply

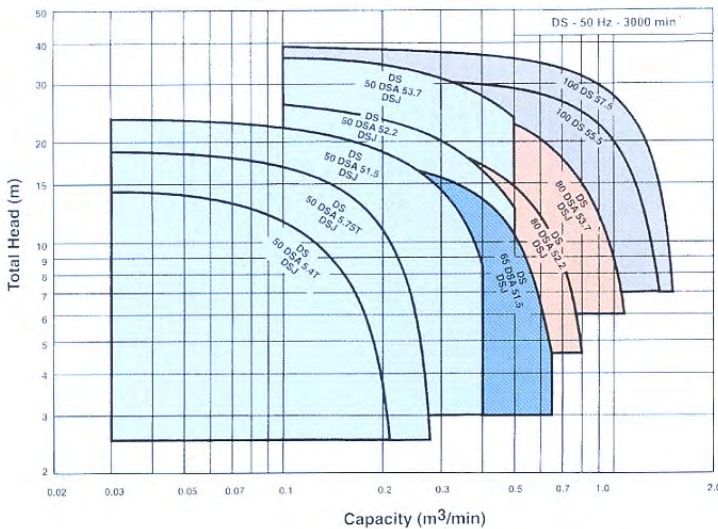
FEATURES

- Efficient Semi-Open Impeller.
- Strainer prevents blockages.

MODEL CODE

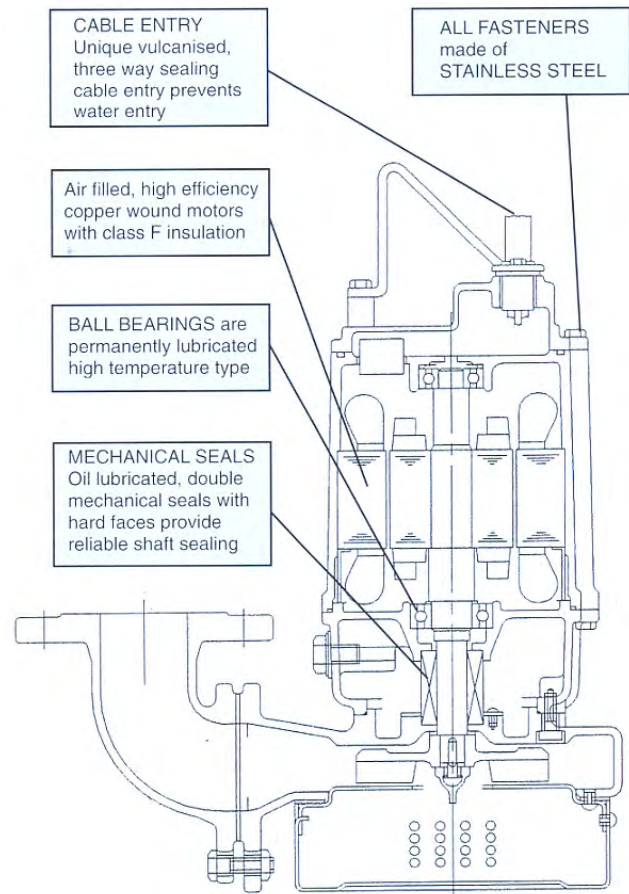


PERFORMANCE CHART



SPECIFICATIONS

| Pump | | | |
|---------------------|--|---|------------------|
| Liquid Handled | Type of liquid | Sump | |
| | Temperature | 0°C-40°C for DS, DSA; 0°C-32°C for DSJ | |
| | Max solids size | 50:5mm, 65:6mm, 80:7mm, 100:8mm | |
| Maximum Submergence | | 4m (0.4- 1.5 kW) ; 8m (2.2 -7.5 kW) | |
| Minimum Submergence | | Refer to water level (L.W.L.) in Dimensions. It is possible to operate at low water level for 30min. | |
| Synchronous Speed | | 3000min ⁻¹ | |
| Construction | Mechanical Seal | Double mechanical seal | |
| | Impeller | Semi-open | |
| | Bearing | Prelubricated bearing | |
| Material | Casing | Cast iron | |
| | Impeller | Cast iron | |
| | Shaft | 403 Stainless Steel | |
| | Mechanical Seal | Impeller side | Silicon carbide |
| | | Motor side | Ceramic / Carbon |
| | Packing | NBR | |
| Motor | | | |
| Type | 2 pole, air-filled watertight | | |
| Insulation | Class F | | |
| Protection | Built in overload protector | | |
| Accessories | | | |
| Standard | Submersible cable: 0.4-1.5kW x 6m, 2.2-7.5kW x 10m. Float switch (for DSA, DSJ) | | |
| Optional | Quick discharge connector | | |



Note: All specifications subject to change without prior notice.



EBARA Pumps Malaysia Sdn Bhd
6, Jalan TP3, UEP Subang Jaya Industrial Park,
47620 Subang Jaya, Selangor, Malaysia.
Tel : 03-8023 6622 Fax : 03-8023 9355
Email : sales@ebara.com.my
Website : www.ebara.com.my

Authorised Dealer